

Wauzeka-Steuben Buzz

301 E Main St Wauzeka, WI 53826

December 2022



The cast and crew of Willy Wonka Jr. and Wauzeka-Steuben Hornet House Productions wish to thank the community, W-S Staff, and parents for their attendance, donations, and support of another successful fall musical. From 3rd grade to 12th grade, over 72 students were involved in this year's production. We had so much fun and all the rehearsals and hard work paid off...And with a golden ticket, it's a Golden Day!"

Interim District Administrator-Dr. Gary Albrecht
Nikki Asleson-President Jessie Bird-Vice President

Board of Education
Tom Martin-Clerk

District Principal-Mrs. Tiffany Dums
Mara Hird-Treasurer Ken Buck-Member

THANK YOU!

Interim District Administrator Dr. Gary Albrecht is appreciative of the support of the community through this referendum, as it will allow the district to operate for three years into the future. Albrecht stated that, "the district will continue to monitor the budget carefully and be good stewards of school resources and will remain committed to transparency, planning, and good decision-making. While no school district is perfect, the Wauzeka-Steuben School District aims to inspire possession and achievement in all learners with quality staff, and by providing a safe and conducive learning environment."

| Wauzeka-Steuben School District | | |
|---------------------------------|-------------|------------|
| Municipality: | Question #1 | |
| | YES | NO |
| Town of Bridgeport | 9 | 13 |
| Town of Eastman | 30 | 42 |
| Town of Haney | 4 | 4 |
| Town of Marietta | 36 | 23 |
| Town of PdC | 0 | 4 |
| Town of Wauzeka | 116 | 70 |
| Village of Steuben | 29 | 24 |
| Village of Wauzeka | 218 | 49 |
| TOTAL | 442 | 229 |

Thank

You

In the Building & Classroom

301 E Main St Wauzeka, WI 53826

December 2022

Students of the Month October 2022 Elementary

Braxton Trautsch (4th Grade) son of Brian and Ashley Trautsch. Braxton is a kind and caring student. He's always willing to help around the classroom without being asked to do so. He always has a great attitude and is eager to learn. He is very responsible and consistently puts forth his best effort to succeed academically. His teachers and fellow students appreciate his positive attitude and consideration for others.



Isabel Buck (2nd Grade) daughter of Ken and Emily Buck. Isabel is a great classroom role model. She is a great Listening Lion. She also uses work time wisely and turns in her best work. Isabel does a great job of following classroom expectations. She is also a helpful and kind classmate and friend.

Kahlyn Mann (2nd Grade) daughter of Ashley Flitsch. Kahlyn is a very kind student. She is always willing to help others. She is motivated to do well in school and always tries her best. Kahlyn is a great friend and a pleasure to have in class.

Jensen Folbrecht (Kindergarten) son of Dayton and Lacy Folbrecht. Jensen is a great listener. He follows directions the first time. He is also a very helpful friend. He is a great example of a Listening Lion in the classroom.



MS/HS Students of the Month



Serena Gianfrancesco (sophomore) daughter of Peter Gianfrancesco. Serena helped throughout the summer with the summer library program and continues to help after school with many library tasks. She also used her artistic talent to make a sign outside our library door. Serena is always on task, creative, ambitious, kind, helpful, responsible, and a pleasure to have in class.

Zoey Jelinek (sophomore) daughter of Chad and Amy Jelinek. Zoey is a very hardworking student. She uses her time wisely, always asks questions when needed, and is respectful and polite to staff and students. She has been a great addition to the classroom this year.

Noel Darragh (6th grade) daughter of Aron and Gina Darragh. Noel shows great responsibility for her work and treats others with respect. Noel is very polite to her peers as well as her teachers, and she is always willing to help a friend in need.



Wauzeka-Steuben Public Schools PreK-12 Holiday Concert!

Wednesday, December 7th at 6:00 PM
Doll Gym
Hope to see you there!



Organizations & Student Achievement

301 E Main St Wauzeka, WI 53826

December 2022

2022-2023 1st Quarter Honor Roll

High School

Cum Laude - 3.5-3.749

Emerson Boka - 12

Michaela Langdon - 12

Caydon Lomas - 12

Jonah Klema - 11

Blake Mitchell - 11

Atly Wall - 11

Serena Gianfrancesco - 10

Isabella Bunders - 9

Addison Mara - 9

Theodore Millin - 9

Clint Mitchell - 9

Emma Steinhorst - 9

Emma Udelhoven - 9

Natalie Wright - 9

Magna Cum Laude - 3.75-3.89

Carson Redman - 12

Benjamin Bird - 11

Cameron Hurda - 11

Andrew Udelhoven - 11

Trisha Gillitzer - 10

Brett Wagner - 10

Macy Mitchell - 10

Summa Cum Laude - 3.9-4.0

Kylie Anderson - 12

Seth Bunders - 12

Trent Gillitzer - 12

Lily Mitchell - 12

Desirae Mormann - 12

Madison Walz - 12

Tate Gillitzer - 11

Alexander Manning - 11

Cohen Redman - 11

Madison Evans - 10

Catherine Geraghty - 10

Zoey Jelinek - 10

Kiley Manning - 10

Brooke Mitchell - 10

Emma Wall - 10

Molli Hooker - 9

Cooper Lomas - 9

Middle School

Cum Laude - 3.5-3.749

Ellah Jones - 8

Bailey Otte - 8

All Jelinek - 7

Alayna Martin - 7

Alexa Martin - 7

Joshua Martin - 7

Kendra Mitchell - 6

Breileigh Trautsch - 6

Ruger Wall - 6

Abigail Wright - 6

Magna Cum Laude - 3.75-3.89

Mallory McCullick - 8

Jazzmine Walters - 8

Hayley Mitchell - 7

Oaklyn Kilburg - 6

Summa Cum Laude - 3.9-4.0

Olivia Colson - 8

Avery Kilburg - 8

Violet Mitchell - 8

Clayton DuBois - 7

Elyse Sims - 7



SPANISH CLUB HAUNTED HALLS!

The Spanish Club put together a SPECTACULARLY FRIGHTENING Haunted Halls throughout the elementary and high school halls. They had a lights on and lights off showing. The students and staff put together a great night of scares for many!



Health Careers Exploration day at UW-Platteville

Mrs. Reichmann and students went to UW-Platteville for Health Careers Exploration Day. They were able to see many different career options and do a lot of hands-on activities. They had a great time!



INTRO TO BUSINESS TAKES TRIP TO MINI BUSINESS WORLD

On October 26th, the Intro to Business Class went to Cesa in Fennimore for the Mini Business World. The students spent the day working with other students from other schools to build a business or product and present it. Addison's shoe design as shown helped her group win and earned her bragging rights! They all did a great job!



FFA ATTENDS NATIONAL CONVENTION

Wauzeka-Steuben FFA Chapter attended the National Convention in Indianapolis, Indiana. Some highlights of the trip from the week were touring the Broken Wagon Bison Ranch, Indianapolis Zoo, Indianapolis Speedway, and the National FFA Center. Also our members were able to attend the FFA opening session, attend workshops, experience the FFA expo center, a concert, and a rodeo. They made so many memories with local and new chapters!



Wauzeka-Steuben Digital Media Class Helps Santa

Santa and his elves are busier than ever, so they asked the Digital Media Class to help them during this busy holiday season!

Santa's sleigh is in need of repair and the elves are still busy making toys, so the Digital Media class volunteered to help! Let's work together to ensure Santa can make the long trip this Christmas.

For just \$5.00, you can receive a personalized letter from Santa Claus for a child. Please complete the information below and return to your child's teacher or the W-S School office. (301 E. Main St., Wauzeka, WI 53826 Attn: Digital Media Class) Santa ensures the letter will be received before Christmas.

If you have any questions, please contact Alissa Mullikin, Digital Media Studies teacher, at 608-875-5311 ext. 268 or mulliali@wauzeka.k12.wi.us.

All proceeds will be donated to Rivers & Bluffs Animal Shelter and Ridgetop Rescue

Child's Name: _____

Address : _____

City: _____

State: _____

Zip Code: _____

Name of (1) family member: example (Mom, Dad, Grandparent, Aunt, Uncle, sibling or friend)

Wish List: No more than (2) items. _____




Love, Santa and the Digital Media Class



DIY

Christmas Decorations

Felt Wreath



To make: Cut strips of two different shades of green felt. Tie strips around a wreath form. Attach small red ornaments throughout the wreath with hot glue. Loop a length of wide ribbon around the wreath to hang.

Countdown to Christmas



To make: Cut Santa's face from white craft paper. Add texture with colored pencil. Cut pink cheeks, eyes, and nose from construction paper; glue to the face. Cut the hat from red and white craft paper; glue to the face. Glue a large cotton ball at the point of the hat. Cut a long beard shape from white craft paper. Write the dates of the month leading up to Christmas on the beard. Hang the calendar and set a bowl of cotton balls and a bottle of glue nearby.


Hot Cocoa Kit



To make: in a 1-cup mason jar put a Layer of hot cocoa mixture, chocolate chips, and mini marshmallows in the jar. Place a square of seasonal fabric between the lid and screw band and tighten.



December 2022

| Sunday | Monday | Tuesday | Wednesday | Thursday | Friday | Saturday |
|---|------------------------------|--|-------------------------------------|--|---|--|
| | | | | 1. HSBBS @ Desoto 6:00 PM MSBB vs Kickapoo 6:00 PM | 2. HSGB @ N.Crawford 6:00 PM | 3. HSWR @ Darlington 9:00 AM |
| 4. | 5. MSBB @ N.Crawford 5:00 PM | 6. HSBBS vs Iowa Grant 6:00 PM HSGB @ Desoto 6:00 PM MSBB vs. Ithaca 5:00 PM | 7. Holiday concert 6:00 PM Doll Gym | 8. MSBB vs Seneca 5:30 PM | 9. Lions Club BB tournament HSBB & HSGB vs Seneca Stingers performance HSWR @ Boscobel 6:00 PM | 10. Lions Club BB tournament Varsity only WR @ LaCrosse Center HSGB vs Potosi 12:00 PM @ LaCrosse Center |
| 11. Lions club BB tournament | 12. | 13. HSBBS @ N.Crawford 6:00 PM MSBB vs Riverdale 6:00 PM HSWR @ Highland 7:00 PM | 14. | 15. HSGB vs Lafarge 6:00 PM Stingers performance | 16. HSBBS vs Lafarge 6:00 PM | 17. HSWR @ Richland Center 9:30 AM |
| 18. | 19. MSBB vs Boscobel 5:00 PM | 20. HSBBS vs River Ridge 6:00 PM HSGB @ Ithaca 6:00 PM | 21. Early Release 1:30 PM | 22. No School | 23. No School | 24. |
| 25.  | 26. No School | 27. No School MSGB- 1st practice | 28. No school | 29. No school HSBB & HSGB vs Boscobel JVBB - 1:00 PM JVBB - 3:00 PM VGB - 5:00 PM VBB - 7:00 PM HSWR @ Lacrosse Center - 9:00 AM | 30. No school HSWR @ Lacrosse Center - 9:00 AM | 31. |

LUNCH

DECEMBER 2022

Wauzeka Steuben School District

Monday

Tuesday

Wednesday

Thursday

Friday



5 Breaded Chicken
Patty w/bun
Cheese Fries
Banana

6 Taco Tuesday
Chips or wrap
All the toppings
Applesauce

7 Scalloped Potatoes
& Hamm
Freshly Baked Bread
Peas, Peaches

8 Spaghetti
w/meat sauce
Bread stick
Green Beans

9 Cheese Dippers
Marinara sauce
Broccoli & Cheese
Applesauce Cup

12 Cheeseburger w/bun
Waffle Fries
Baked Beans
Pineapple

13 Lasagna
Bread Stick
Buttery Corn
Banana, Pears

14 Holiday Meal

15 Chicken Nuggets
Mashed Potatoes
Peaches

16 Cheese Quesadilla
Steamed Carrots
Pineapple

19 Corn Dogs
Fries
Steamed Corn
Banana

20 Breakfast for lunch
Waffle
Sausage link
Hash brown patty

21 Pizza
Corn
Applesauce cup

22 No School

23 No School

26 No School

27 No School

28 No School

29 No School

30 No School

This Institution is an equal opportunity provider

Salad Bar offer daily

Menus are subject to change



BREAKFAST

DECEMBER 2022

Wauzeka Steuben School District

Juice, cereal, milk
Offered daily
w/ breakfast



Monday

Tuesday

Wednesday

Thursday

Friday

5
Pancake Wrap
w/syrup
PBJ

6
Yogurt Parfaits
Choice of toppings
Muffin

7
Hornet Sandwich
French Toast

8
Scrambled Eggs
w/biscuit
PBJ

9
Freshly Baked
Cinnamon Roll
Frudel

12
Sausage Gravy
w/biscuit
Egg Patty

13
French Toast
w/syrup
PBJ

14
Choice of
School made
Muffins

15
Breakfast Pizza
Yogurt Cup

16
WG
Donut
PBJ

19
Waffle
Sausage Links
Muffin

20
Combo Bar
PBJ

21
PBJ

22
No
School

23
No
School

26
No
School

27
No
School

28
No
School

29
No
School

30
No
School

Menu is subject to change with little or no notice.
This Institution is an equal opportunity provider

Some Hornet Buzz Fun

301 E Main St Wauzeka, WI 53826

December 2022

Chocolate chip cookies

Since Christmas is here this is Santa's favorite cookie recipe!

Ingredients-

- 1 cup salted butter (softened)
- 1 cup white granulated sugar
- 1 cup light brown sugar packed
- 2 teaspoon pure vanilla extract
- 2 large eggs
- 3 cups all purpose flour
- 1 teaspoon baking soda
- ½ teaspoon baking powder
- 1 teaspoon sea salt (if using table salt use ½ a teaspoon)
- 2 cups Chocolate chips/chunks or a 12 oz package

Instructions

1. Preheat the oven to 375 degrees F. Line a baking sheet with parchment paper and set aside.
2. In a separate bowl mix flour, baking soda, salt, and baking powder. Set aside.
3. Cream together butter and the sugars until combined.
4. Beat in eggs and vanilla until fluffy.
5. Now mix in the dry ingredients until combined.
6. Add a 12 oz package of chocolate chips and mix well.
7. Roll the dough into balls (depending on your preferred size) and place them evenly spaced on your prepared cookie sheets.
8. Bake in a preheated oven for approximately 8-10 minutes. Take them out when they are just **BARELY** starting to turn brown.
9. Let them sit on a baking sheet for 2 minutes before removing to the cooling rack.



Holiday Competition

This year, the school will be hosting an online holiday decorating competition. There will be four categories in total:


- Gingerbread house
- Christmas tree
- Cookie decorating
- Snowman

To enter, email Mrs. Mullikin at mulliali@wauzeka.k12.wi.us a picture of any of the four categories by Dec. 15th. Feel free to enter in multiple! The pictures will be posted on the school's Facebook and all community members can vote by liking the post they think should win. Winners will be decided by the amount of likes, so be creative! Prizes will be given to the first place winners in each category. Good luck to all!



Math team competition

Math Team traveled to a math competition at UW-Platteville. They took 3rd out of 15 teams, with Alex Manning medaling! Way to go Math Team!



Rotary Lights

Starting on November 25 to December 21, 2022 there will be more than 3,000,000 lights spread across the Lacrosse's Riverside Park. The park opens at 5:00 pm and gates will close at 10:00 pm after the last car. They invite you to come and help them spread the holiday joy for Christmas. Santa will attend the park every day through December 23rd, as well as a few of his reindeer. During this holiday tradition, you are able to drive, walk or even take a carriage ride through the park to admire the wonderful lights. When



attending this event you have many options as to making smores, getting rides through the park and seeing the beautiful lights in the area. The ice rank and free skate rentals will also be some of the many fun things you can do, as well as free smores that you can cook yourself over an open fire! Remember, it's all free! This is a tradition that has continued every year for 28 years! So come on down to Riverside Park, La Crosse to experience the best way to spend a holiday and the most fascinating lights of the year!






History of Christmas

Christmas is celebrated on December 25 and is both a sacred religious holiday and a worldwide cultural and commercial phenomenon. Christians celebrated Christmas Day as the anniversary of the birth of Jesus , a spiritual leader whose teachings form the basis of their religion. Some people may wonder how Christmas started. The middle of winter has been a time of celebration around the world for centuries. In Scandinavia, the Norse celebrate Yule from December 21, the winter solstice, through January. In recognition of the return of the sun, fathers and sons would bring home large logs, which they would set on fire. The end of December was a perfect time for celebration in most areas of Europe. Also around the time of the winter solstice, Romans observed Juvenalia, a feast honoring the children of Rome. In addition, members of the upper classes often celebrated the birthday of Mithra, the god of the unconquerable sun, on December 25.

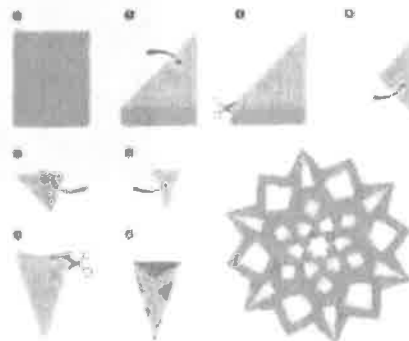


How to make paper snowflakes

You can't have a white Christmas without snow. Snowflakes are most associated with the holiday season, so naturally, it is a popular tradition to create paper snowflakes for decor purposes or just to have fun. It started in Japan around the 17th century. Making snowflakes is a tradition, but the process for creating it is based on the old art of origami. Origami is about folding a piece of paper several times to create a shape. Even kids get to make snowflakes in school.




HOW TO MAKE PAPER SNOWFLAKE



National Drunk and Drugged Driving Prevention Month

December is known for drunk and drugged driving. National drunk and drugged driving prevention is also known as National 3D Prevention Month. This serves as a reminder to many people to never drive impaired. If at all during the holidays, you plan on having a few drinks or going to some parties where there may be some drugs and alcohol playing a factor, always plan a safe way to get home, whether it be an uber or another ride home. If you have been drinking or doing drugs, do not get behind the wheel and try driving home. If you get behind the wheel, you are risking your life and the lives of others. You are committing a crime when behind that wheel and under the influence of any alcohol and/or drugs.

With the holidays coming up, there are many parties and get-togethers happening, lots of people don't realize the dangers on the road and being behind the wheel while being impaired. With the holidays also comes snow. Many people don't consider the weather when driving to get-togethers or parties. So when driving impaired the risk of an accident increases much more than when it's nice and cloudy out. Don't put your life and the lives of others at risk. Be safe and find another ride home.





There are so many festive things to do during the holiday season: Watch holiday movies, drink hot cocoa, go ice skating, decorate the christmas tree, and many more. One of my favorites is to make and decorate a **GINGERBREAD HOUSE**. It is a fun and delicious way to spend time with your family. Here's how you make one:

Gingerbread Dough Ingredients:

- 3 ½ cups all purpose flour
- 3/4 tsp cinnamon
- 1/4 tsp ginger
- 1/2 tsp nutmeg
- 1/4 tsp cloves
- 3/4 tsp salt
- 7 oz vegetable shortening
- 3/4 cup granulated sugar
- 2 cups molasses
- 1 Large egg

Royal Icing Ingredients:

- 2 cups powdered sugar sifted
- 2 egg whites
- 1/4 teaspoon cream of tartar
- 1 teaspoon vanilla extract

Steps:

1. Sift your dry ingredients together, set aside
2. Microwave vegetable shortening (or melt on stovetop in pot) until liquid but not hot
3. In a stand mixer, whisk shortening, sugar and molasses together. Add the egg and mix until combined
4. Switch to the paddle attachment and add your dry ingredients. Mix on medium/low until a smooth ball starts to form, do not over mix

5. Roll out dough onto parchment paper or a baking mat to 1/4" thick. Try to make the dough as even in thickness as possible.
6. Freeze dough for 20 minutes
7. Cut shapes out using online templates
8. Bake in an oven set to 300° F for 50-60 mins until very firm
9. Once gingerbread is done, remove from the oven and let it fully cool before moving. Your gingerbread is now ready to be assembled.

For The Royal Icing:

1. Combine your egg whites, sifted powdered sugar, and cream of tartar in the bowl of your stand mixer with the whisk attached.
2. Mix on low to get the ingredients combined then bump up to high for 1-2 minutes. Add in your vanilla extract and whip until it's white. No need to mix for longer than 5 minutes.
3. Place the royal icing into a bowl or container with a lid.



Now have fun and **DECORATE!!!** Use whatever candy you want, Make it super colorful, and enjoy the holidays! 🎄🍪👶

History of Advent Calendars

We all know that little cardboard colorful boxes that have little chocolates that we open once a day to count down the days till Christmas, but where did they come from? At some point in time, they were adopted by German Lutherans to mark down the days till Christmas.

They were created to delight kids during the holidays.

Later on, Nazi Germany tried changing Christmas from a religious holiday to a holiday to praise the fatherland.

They then sold advent calendars to instill loyalty in children.

A full calendar was then released by the Third Reich and was then given to mothers. The calendars incorporated swastikas and other Nazi symbols. One day on the calendar contained the traditional story but instead of it being Mary and Joseph it was a woodcutter, a soldier, and a king who encountered a woman and a baby in the woods who both had wise words to share.

After the war cardboard was no longer rationed Christian-themed advent calendars made their way stateside as

the soldiers sent them home to their families. They gained popularity when Dwight D. Eisenhower's grandchildren were photographed with them in a Newsweek article in 1953.



To make one you can use 24 toilet paper rolls, colorful paper or paint, number stickers, cardboard, calendar fillers (candy or small toys), and hot glue (careful it's hot).

1. Grab the cardboard and cut out a 1.5 foot by 1.5 foot square (this could change depending on how large you want your calendar)
2. Cover the cardboard in colored paper or paint it. Add whatever decoration you would like.
3. Decorate toilet paper rolls and mark with numbers.
4. Trace opening of roll on to colored paper and cut the circle out. Repeat process.
5. Glue paper to the mouth of the roll.
6. Fill with your preferred stuffers
7. Glue to cardboard



Santa's Secret Workshop



Saturday December 17th
Wauzeka - Steuben School
11am - 2pm
\$2.00 per child entrance fee

Meal options will be available!

Hot Dogs or Sloppy Joe's with chips and a drink \$3.00



We are looking for help with this event, below are ways you can help...

- Donate items for men, women and children (these items are purchased for a small charge by the children for their loved ones).
- We need elf helpers for helping the children shop.
- We need elf helpers to wrap the purchased items.



To drop off donations or let us know how you can help please contact Susan Adkinson at 608-291-9339 or email wauzekachurchstuff@gmail.com.

WAUZEKA

HOLIDAY CRAFT/VENDOR FAIR

& BAKE SALE

DECEMBER 3, 2022

9AM-3PM

HORNETS NEST GYM

**HOT FOOD & REFRESHMENTS
AVAILABLE**

District News & Information

301 E Main St Wauzeka WI 53826

December 2022

School District of Wauzeka-Steuben, in accordance with Title IX of the Educational Amendments of 1972 and other Federal and State regulations, hereby declares that it is committed to the principle of equal education and employment opportunity and, accordingly, does not discriminate as to sex, race, color, religion, national origin, ancestry, creed, pregnancy, marital or parental status, sexual orientation, or physical, mental, emotional, or learning disability. Any inquiries or complaints alleging non-compliance with Title IX of the Educational Amendments of 1972 or other Federal and State civil rights or nondiscrimination regulations shall be referred to District Administrator Mr. David Alexander at the School District of Wauzeka-Steuben, 301 E. Main St., Wauzeka, WI 53826, (e-mail) alexadav@wauzeka.k12.wi.us (call) 608-875-5311 ext. 214 and/or Jamie Nutter, Title IX Coordinator of the School District of Wauzeka-Steuben, at Cooperative Educational Service Agency #3, 1300 Industrial Drive, Fennimore, WI 53809, (call) 1-608-822-2148 (e-mail) jnutter@cesa3.org.

Note: All career and technical education opportunities will be offered on a nondiscriminatory basis (without regard to race, color, national origin, sex, disability, etc.) All students in qualifying grades are eligible for enrollment. For further information please contact District Principal Tiffany Dums (608)875-5311 ext. 211 or dumstiff@wauzeka.k12.wi.us.

Wauzeka Angels Fitness Center

Monthly Rates

\$10 per adult W-S School District/Non District Resident plus \$10 for key fob

Annual Membership Rate

\$100 per adult W-S School District/Non District Resident plus \$10 for key fob

*Rates are to cover maintenance and supervision expenses.



Substitutes Needed

State law has recently changed allowing more flexibility on the requirements people need to be a substitute teacher or support staff. If you are interested in being a substitute please contact District Administrator Dr. Gary Albrecht via email: albregar@wauzeka.k12.wi.us or by phone (608)875-5311 ext. 214.

Substitutes needed:

- Food Service
- Bus Drivers
- Para professionals



School District of Wauzeka-Steuben
301 East Main Street
Wauzeka, Wis. 53826-9671
Telephone: 608-875-5311
Fax: 608-875-5100

NON-PROFIT ORG.
US POSTAGE
PAID
WAUZEKA, WI
PERMIT # 3

Wauzeka-Steuben Buzz

Send community events that you would like to be included in the newspaper to:

Alissa Mullikin at mulliali@wauzeka.k12.wi.us
Or drop off any information in the district office.
Next Submission Date: **December 14**

Wauzeka, WI 53826

*The Wauzeka-Steuben School District is utilizing a community-wide Resource Officer. Officer Liz Volten of the Crawford County Sheriff's Department will be available to the District during regular District hours. Officer Volten will also be available to the community and homeschooled families of the District on Wednesdays at the BP gas station from 1:00-2:00 p.m. Officer Volten can be reached via email at evolten@crowfordcountywi.org or via phone at 608-412-5184. In case of an emergency, please call **911**.*



FACEBOOK: *Wauzeka Steuben School District*

TWITTER: *@Athletic_WS*

INSTAGRAM: *@wshs_sports*